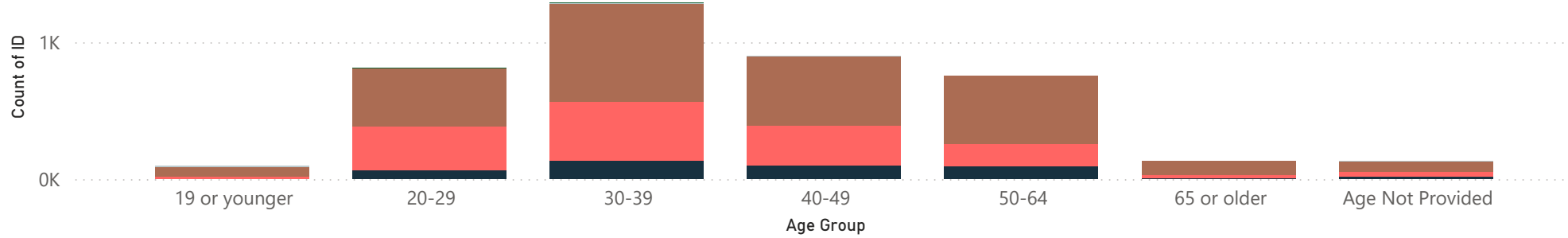


SOS - Demographics

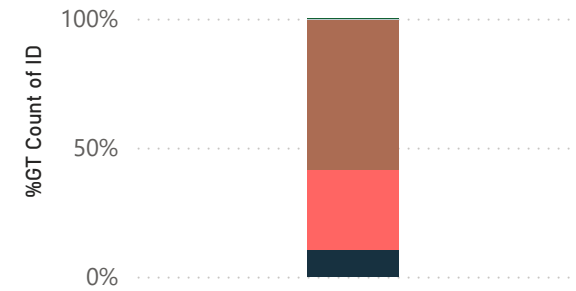
Count of ID by Age Group and Identifies

Identifies ● (Blank) ● Female ● Male ● Other ● Transgender



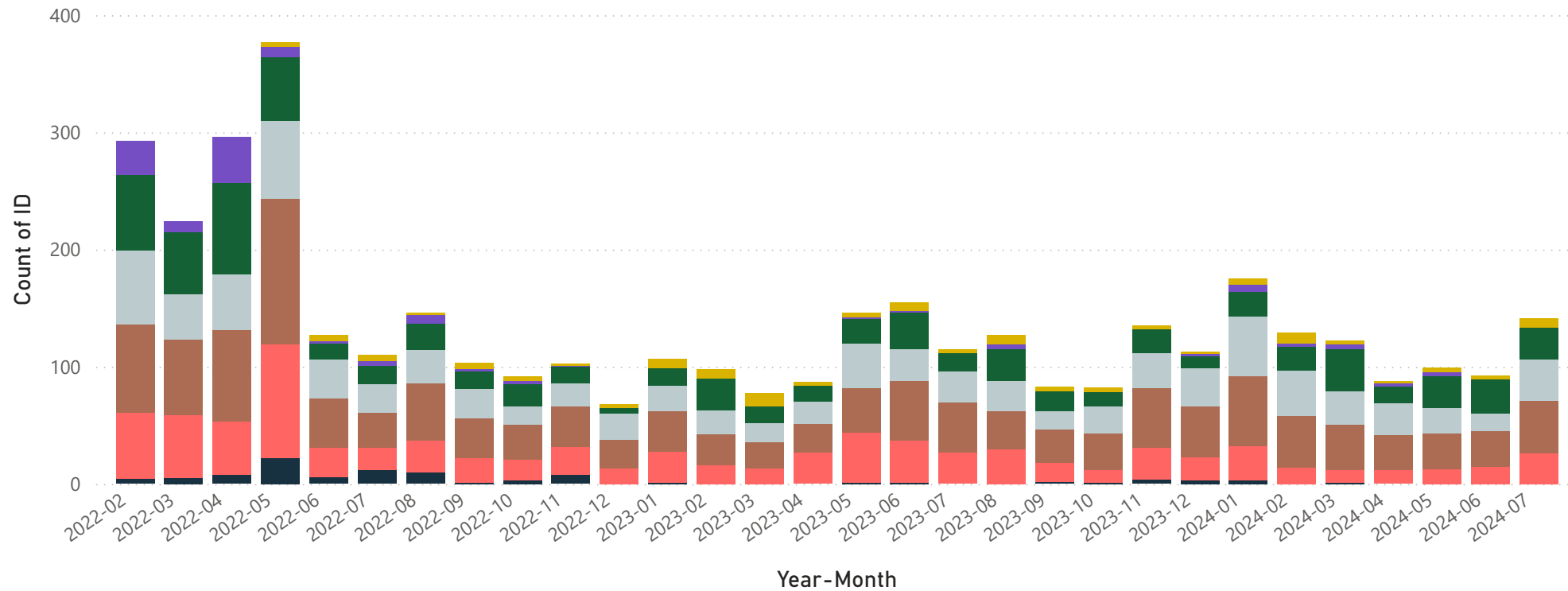
Count by Identification

Identifies ● (Blank) ● Female ● Male



Count of ID by Year-Month and Age Group

Age Group ● 19 or younger ● 20-29 ● 30-39 ● 40-49 ● 50-64 ● 65 or older ● Age Not Provided

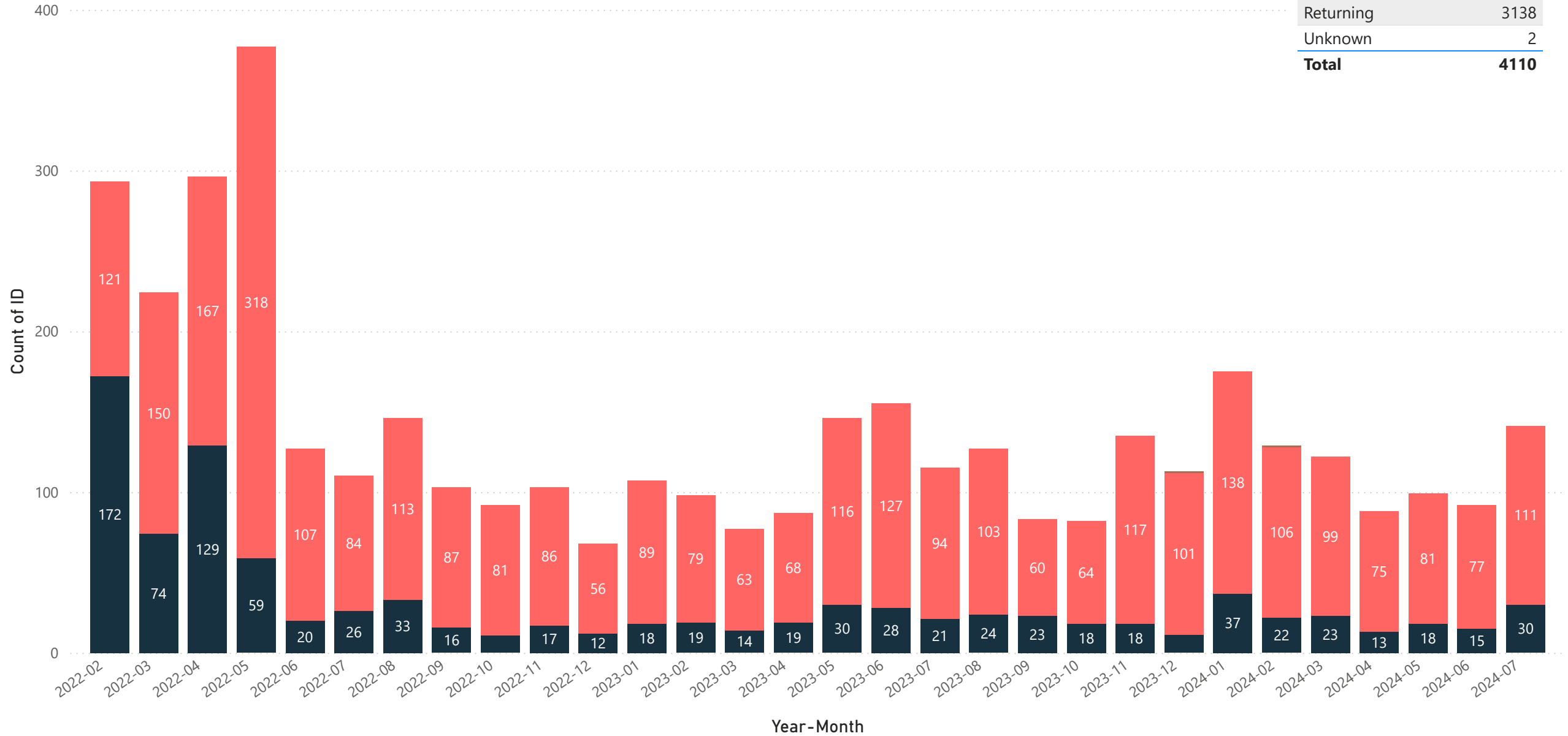


Age Group	Count
19 or younger	96
20-29	813
30-39	1288
40-49	897
50-64	754
65 or older	133
Age Not Provided	129
Total	4110

SOS - Interactions

Count of ID by Year-Month and New or Returning?

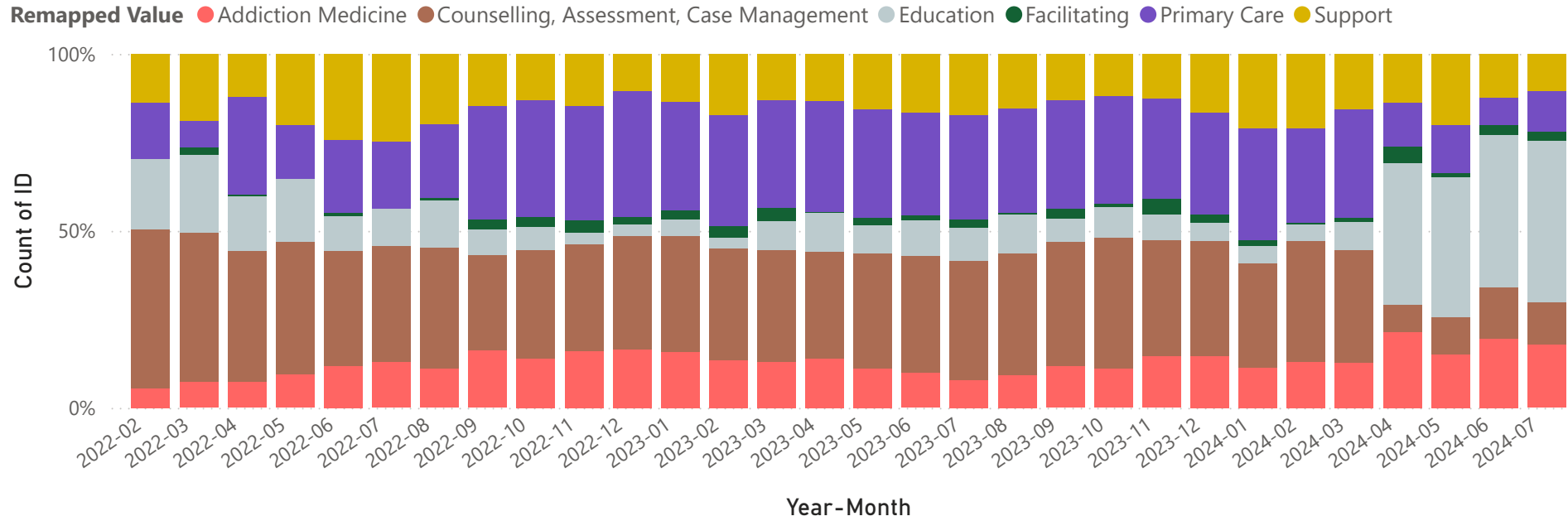
New or Returning? ● New ● Returning ● Unknown



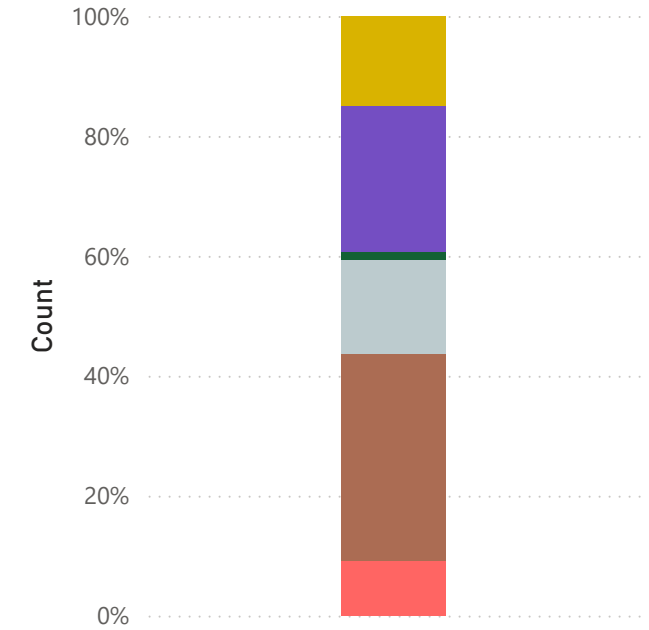
New or Returning?	Count of ID
New	970
Returning	3138
Unknown	2
Total	4110

SOS - Site Services

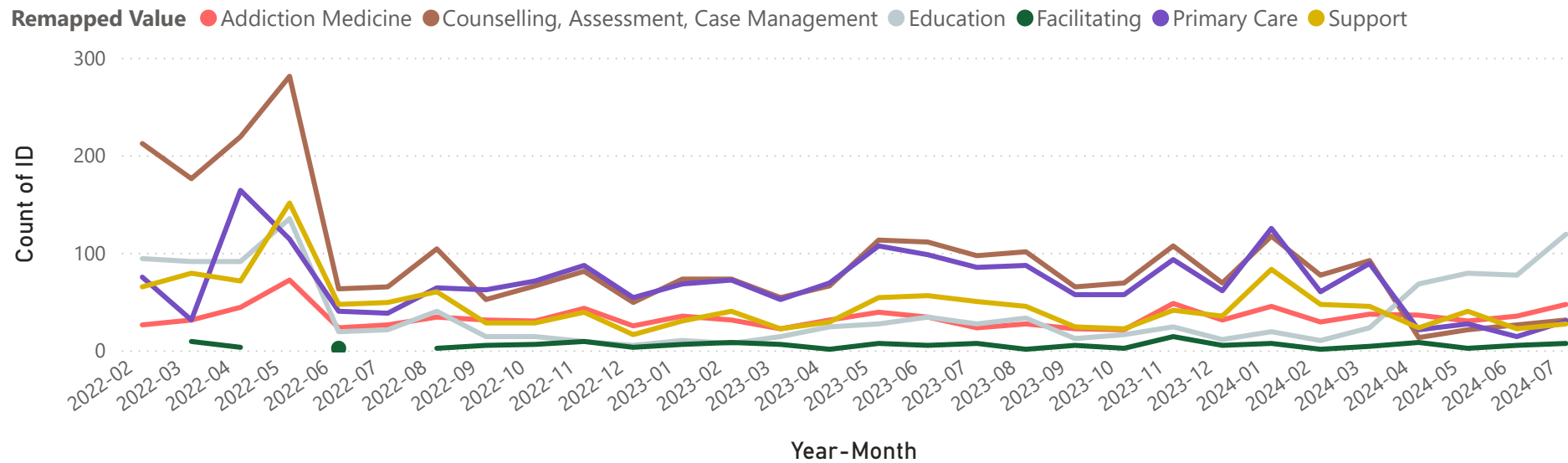
Count of ID by Year-Month and Remapped Value



Count by Remapped Value



Count of ID by Year-Month and Remapped Value

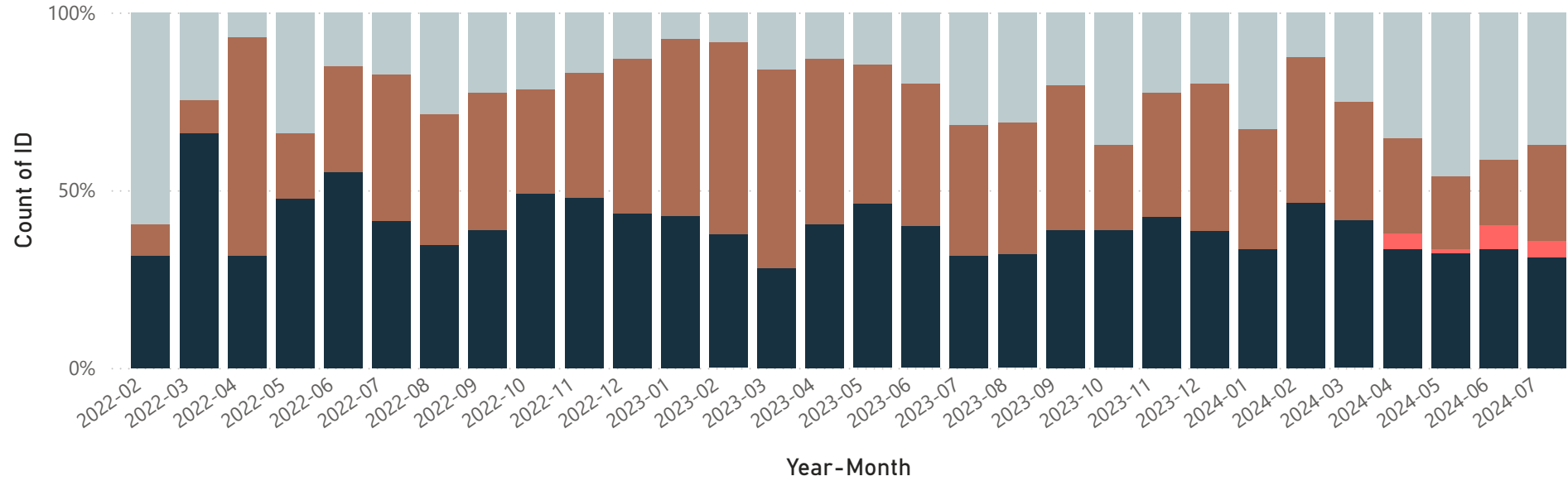


Value	Count of ID
Addiction Medicine	1156
Counselling, Assessment, Case Management	4397
Education	1970
Facilitating	162
Primary Care	3103
Support	1895
Total	12683

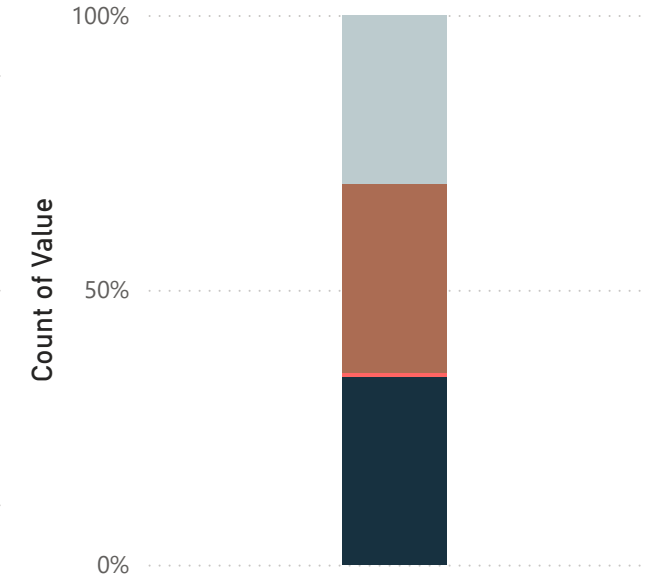
SOS - Medical Interventions Provided

Count of ID by Year-Month and Remapped Value

Remapped Value ● Opioid Treatment ● Other ● Testing ● Treatment/Care

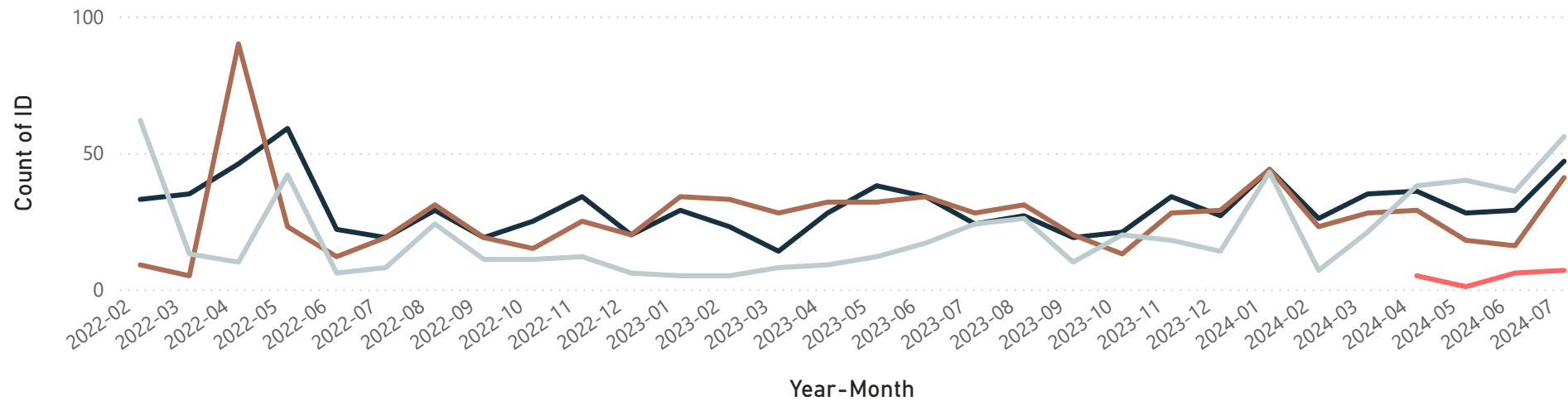


Count of Value by Remapped Value



Count of ID by Year-Month and Remapped Value

Remapped Value ● Opioid Treatment ● Other ● Testing ● Treatment/Care

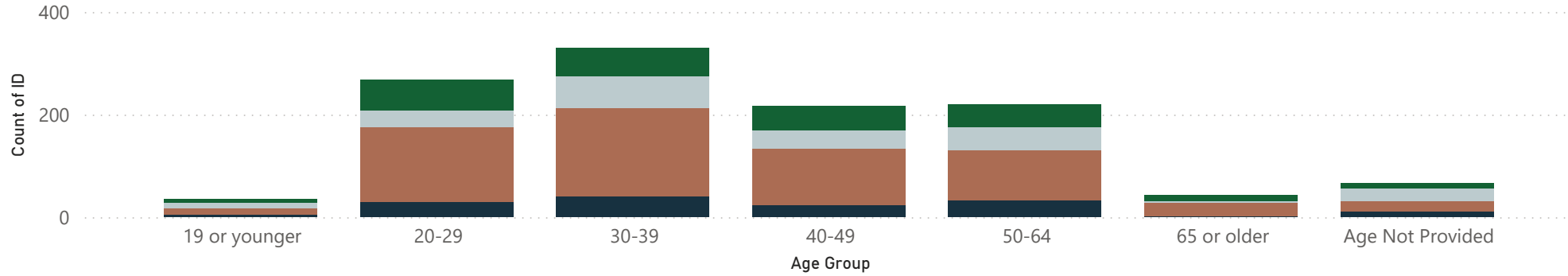


Remapped Value	Count of Value
Opioid Treatment	909
Other	19
Testing	914
Treatment/Care	815
Total	2657

SOS - Basic Needs

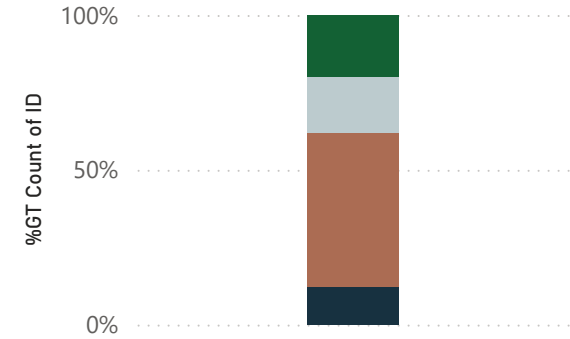
Count of ID by Age Group and Value

Value ● Clothing ● Food/Drink ● Other ● Personal Items



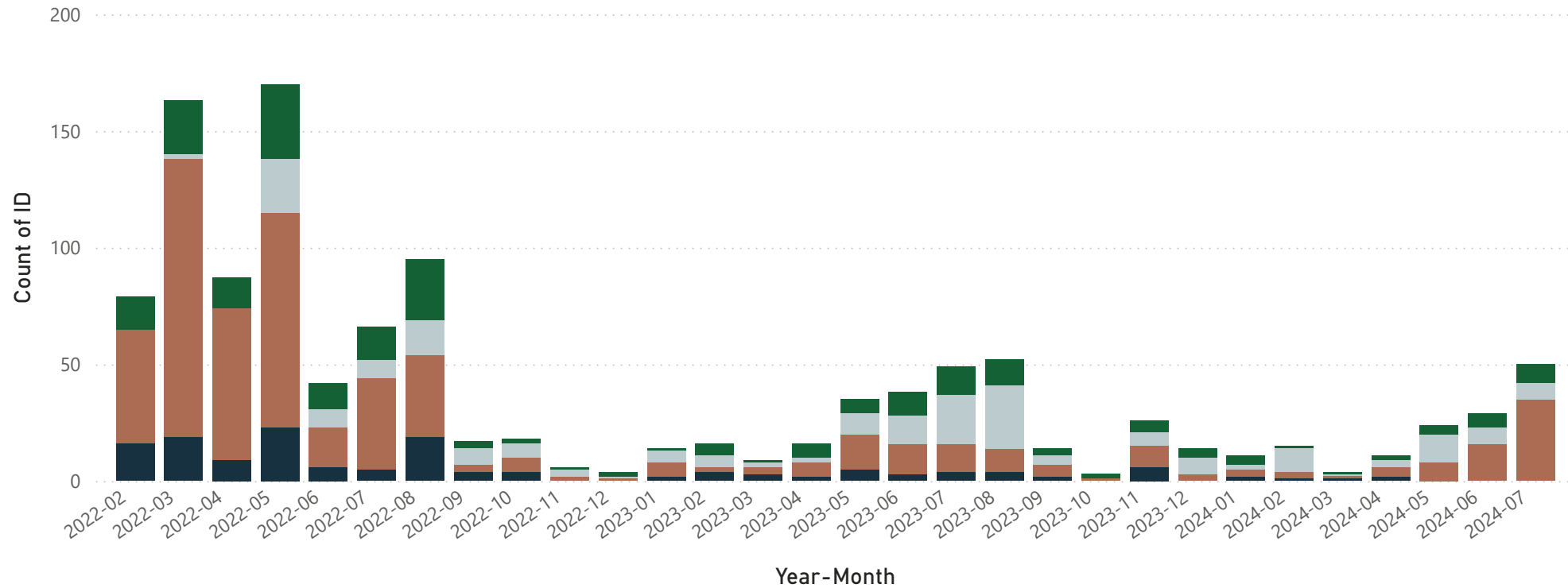
%GT Count of ID by Value

Value ● Clothing ● Food/Drink ● Other ▶



Count of ID by Year-Month and Value

Value ● Clothing ● Food/Drink ● Other ● Personal Items

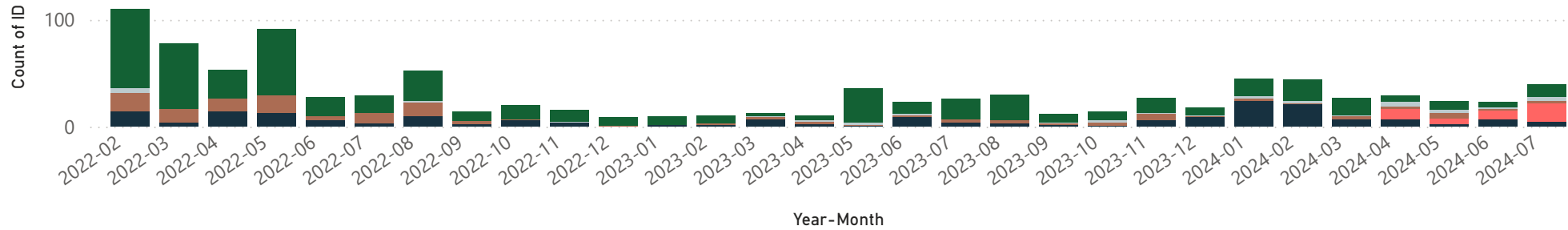


Value	Count
Food/Drink	583
Personal Items	233
Other	215
Clothing	146
Total	1177

SOS - Referrals Made

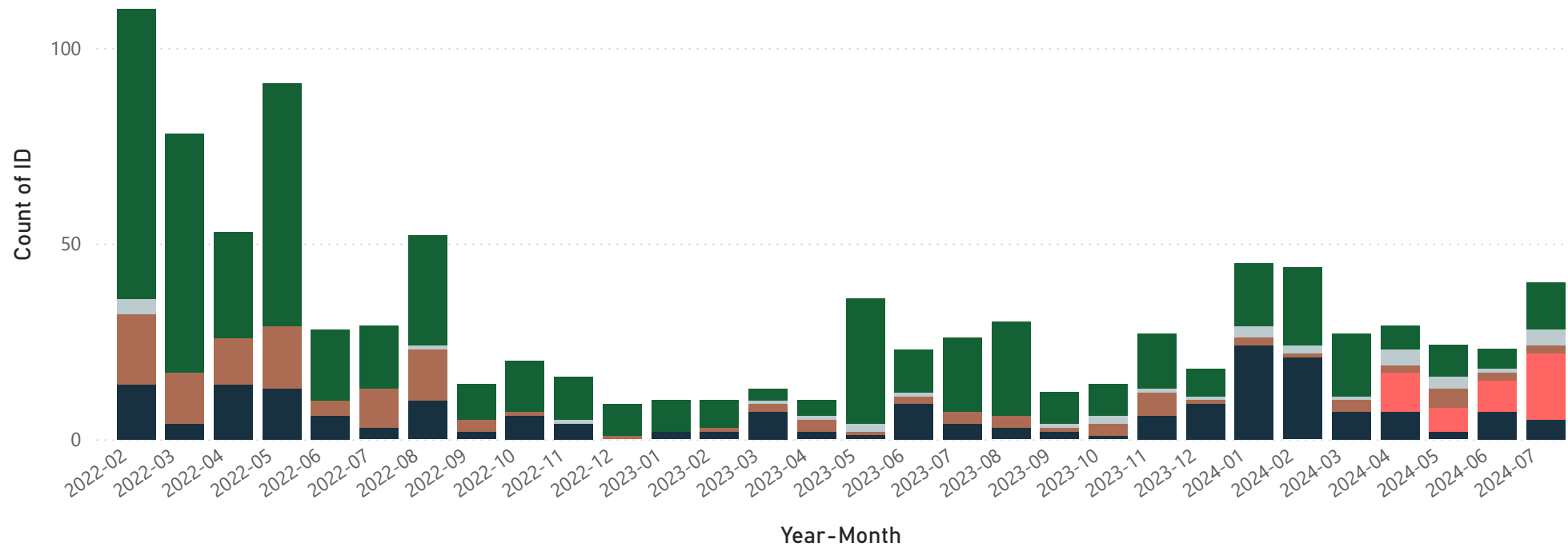
Count of ID by Year-Month and Remapped Value

Remapped Value ● Addiction ● Other ● Primary Care ● Public Health ● Social



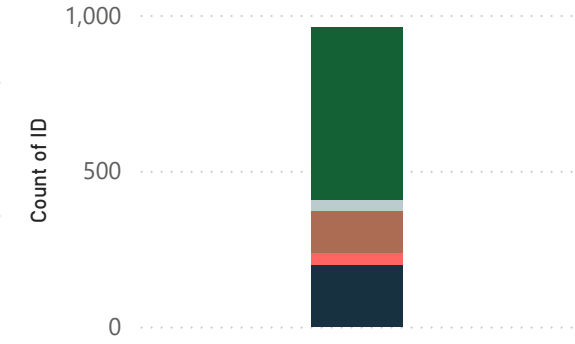
Count of ID by Year-Month and Remapped Value

Remapped Value ● Addiction ● Other ● Primary Care ● Public Health ● Social



Count of ID by Remapped Value

Remapp... ● Addiction ● Other



Value	Count
Social	555
Addiction	197
Primary Care	134
Other	41
Public Health	34
Total	961

SOS - Appendix A: Survey Value Remappings



Referrals Made

Original Value	Remapped Value
Addiction Services	Addiction
Case Management	Addiction
GBHS Case Management	Addiction
Peer Support	Addiction
Residential Treatment Centre	Addiction
Telemedicine	Addiction
Other	Other
Community Paramedic	Primary Care
Primary Care	Primary Care
Public Health	Public Health
CMHA Housing	Social
ER	Social
Family Support	Social
Grey County Housing	Social
Housing	Social
ID Clinic	Social
Social Services	Social
Women's Centre	Social
YMCA Housing	Social

Medical Interventions

Original Value	Remapped Value
None	[FILTER OUT]
Addiction Medicine	Opioid Treatment
Methadone	Opioid Treatment
OAT	Opioid Treatment
Sublocade	Opioid Treatment
Suboxone	Opioid Treatment
Other (please specify)	Other
Blood Work	Testing
Covid-19 Assessment, Testing	Testing
Infectious Disease Bloodwork	Testing
ISTAT	Testing
Pregnancy Urine	Testing
Prenatal Bloodwork	Testing
Routine Blood Work	Testing
STD/UTI	Testing
Urine Tox Screen	Testing
Covid Treatment	Treatment/Care
Covid-19 Vaccination	Treatment/Care
Dressing Change	Treatment/Care
Immunization	Treatment/Care
Kadian	Treatment/Care
STI	Treatment/Care
Symptom Relief	Treatment/Care
UTI	Treatment/Care
Wound Assessment	Treatment/Care
Wound Care	Treatment/Care

Site Services

Original Value	Remapped Value
Addiction Medicine	Addiction Medicine
Addictions medicine	Addiction Medicine
Brief Counselling	Counselling, Assessment, Case Management
Brief Counselling - Addiction	Counselling, Assessment, Case Management
Brief Counselling - MH	Counselling, Assessment, Case Management
Case Management	Counselling, Assessment, Case Management
Contingency Management	Counselling, Assessment, Case Management
Counselling: Brief	Counselling, Assessment, Case Management
Counselling: Harm Reduction	Counselling, Assessment, Case Management
CSSRS Assessment	Counselling, Assessment, Case Management
GAIN Assessment	Counselling, Assessment, Case Management
Health Teaching	Counselling, Assessment, Case Management
Education: Health teaching	Education
Education: Naloxone	Education
Education: Psychoeducation	Education
Education: Safer Use	Education
Education: Wound management	Education
Naloxone Education	Education
Safe Supply Education	Education
Safe Use Education	Education
Wound Education	Education
Facilitating MH Appointment	Facilitating
Facilitation: Mental Health Appointment	Facilitating
Facilitation: Transportation	Facilitating
Primary Care	Primary Care
Primary Care CP	Primary Care
Primary Care NP	Primary Care
Drug Checking	Support
Healthcare System Navigation	Support
Navigation: Education	Support
Navigation: Financial	Support
Navigation: Healthcare system	Support
Navigation: Life skills	Support
Navigation: Social service system	Support
Peer Support	Support
Safe Supply Distribution	Support
Safer Supply Distribution	Support
Social Service System Navigation	Support
Transportation (Physical)	Support
Transportation Support	Support

SOS - Appendix B: Data Status

Count of interactions

4110

Count of ID

Date Range: Earliest

2022-02-01

Earliest Date

Date Range: Latest

2024-07-31

Latest Date

Number of Dates

492

Count of Date